

2002 BOY SCOUT CAMPORALL

Spotlight
on
Adventure



LEADER'S GUIDE

MAY 3-5, 2002

Stearns Scout Camp
Annandale, MN



Viking Council
5300 Glenwood Avenue
Minneapolis, MN 55422

www.vikingbsa.org

EXPERIENCE THE FUN

TABLE OF CONTENTS

INTRODUCTION_____	1
PROGRAM / ACTIVITIES_____	2
EVENT SCHEDULE_____	3
GENERAL CAMP RULES_____	4
VEHICLE INFORMATION_____	5
PLANNING TIPS_____	6
WHAT TO BRING_____	7
FIRST AID_____	8
MAP TO CAMP_____	9

Information including Leader's Guide
available at Viking Council Web Site
Visit us at www.vikingbsa.org



Dear Scout Leader:

We extend an invitation to all Scouts and Scouters to join us May 3-5, 2002 at Stearns Scout Camp!

The Camporall is a gathering of all of the Viking Council Boy Scouts. It is probably the largest event a Boy Scout will ever attend.

Included in this Leader's Guide is the information you need to plan for your participation and arrive at camp fully prepared for this event. **This is the only information you will receive prior to your arrival at camp with the exception of your Troop Vehicle Pass and map of camp which will be mailed to your unit contact person by May 1, 2002. Please take the time to familiarize yourself with the things you need to do to be prepared.** Also, review with your Scouts what is expected from them and what they can expect from their participation. Please feel free to reproduce any pages in this booklet as you need them.


You will find that we are giving you a lot of directions and quite a few "don'ts". These are necessary for an event this large to insure the safety of the estimated 3,000 attending. We really do appreciate your cooperation.

Pictured on the cover is an example of the patch that all registered participants will receive.

There will be camp trading posts open during the event with other trading post items including T-shirts should be pre-ordered using an official trading post order form.

A boy's experience in Scouting is full of fun and adventuresome memories. We look forward to your joining us in making The Camporall one of those memories.

The Boy Scout Camporall Committee



Programs & Activities


An exciting program will be offered to Scouts attending the 2002 Camporall. The theme is “Spotlight on Adventure” and will give Scouts a chance to participate in a wide variety of “adventurous” activities.

The program will include:

- ? **Opening Ceremony** with the presentation of hundreds of troop flags. Every troop will be represented.
- ? **Merit Badge Midway** with the opportunity for Scouts to learn about over 50 merit badges and participate in interactive demonstrations. It is hoped that by being exposed to activities related to different merit badges, and learning about the requirements, that Scouts may become interested to give it a try. The merit badges include Cinematography, Metalwork, Athletics, Aviation, Railroading, Rifle Shooting, Shotgun Shooting, Truck Transportation, Crime Prevention, Emergency Preparedness, Fingerprinting, Fire Safety, First Aid, Public Health, Traffic Safety, American Labor, Atomic Energy, Computers, Electricity, Lifesaving, Energy, Radio, Space Exploration, Farm Mechanics, Dentistry, Medicine, Fish & Wildlife Management, Forestry, Architecture, Home Repairs, Plumbing, Personal Management, Bird Study, Dog Care, Horsemanship, Insect Study, Pets, Veterinary Medicine, Archery, Camping, Cycling, Fishing, Golf, Snow Sports, Canoeing, Motorboating, Rowing, Small Boat Sailing, Water Skiing, Astronomy, Chemistry, Law, and Pulp & Paper.
- ? **Teamwork and Games Area** that will include a number of activities that will require the Scouts as a troop to solve or overcome some physical challenge or mental puzzle. Large area games will also be offered.
- ? **Scout Adventure Area** where Scouts can participate in fun activities they may never before have tried.
- ? **Evening Stage Show** which will include a video presentation of the day’s activities where the Scouts in attendance will be the stars, a presentation from nationally recognized youth speaker John Crudelle, a live band stage show and culminating with a huge fireworks display.
- ? **Closing Ceremony** to wrap up the busy weekend which will be highlighted by the Order of the Arrow.

Scouts will rotate through the program areas, as a troop, based on an assigned rotation schedule. The many activities and demonstrations will keep everyone busy.

Scout Camporall Event Schedule



Friday May 3rd

4:00 p.m. Camp Gate Opens
10:00 p.m. Camp Gate Closes
11:00 p.m. Lights Out

Saturday, May 4th

8:45 a.m. - 9:15 a.m. Opening Ceremony - Camporall Bowl
9:30 a.m. - 11:30 a.m. Scout Event Areas Open
11:30 a.m. - 12:30 p.m. Lunch
12:30 p.m. - 2:30 p.m. Scout Event Areas Open
2:30 p.m. - 4:30 p.m. Scout Event Areas Open
4:30 p.m. - 6:30 p.m. Dinner
7:00 p.m. - 8:00 p.m. Religious Services
8:45 p.m. - 9:00 p.m. Gather at the Camporall Bowl
9:00 p.m. - 10:00 p.m. Live Stage Show
11:00 p.m. Lights Out

Sunday, May 5th

7:00 a.m. Camp Gate Opens
9:00 a.m. - 9:30 a.m. Closing Ceremony - Camporall Bowl
9:30 a.m. - 11:30 a.m. Check Out - District Headquarters - Head Home


***ALL Units must be out of Camp by 12:00 p.m. Sunday**

****Lost & Found located at Diamond Lake Lodge****

Trading Post Hours

Friday: 4:00 - 10:00 (Pre-Order Pick Up at Diamond Lake Lodge)
Saturday: 9:30 a.m. - 6:30 p.m.
Sunday: After Closing Ceremony

Camp Rules To keep us All safe



*Please read and review with
your leadership and Scouts*

Because this is a Boy Scout event, be sure that every Scout Troop has the proper two-deep leadership.


REGULATIONS:

- ? Liquid fuels and propane are to be used only by adults and stored in areas controlled by adults. **No open flames in tents.**
- ? All cooking must be done on propane or liquid fuel stoves.
- ? Standing timber and brush is not to be cut.
- ? Vehicle parking will be in designated parking lots only. Troops may leave their troop trailer in their campsite (space permitting).
- ? Conservation: no digging or trenching, no cutting of trees or brush. Garbage generated by your troop is to be brought home to be disposed of by your troop.
- ? Please fill your own water jugs at home (you will be able to refill them at camp).
- ? No pets are allowed in camp.
- ? No boom boxes, radios, portable TV's, or hand held video games.
- ? Alcoholic beverages and unlawful drugs are not allowed in camp.
- ? Dirt bikes and ATV's are not allowed in camp. No personal bicycles allowed - Foot Travel only
- ? No personal archery, BB guns or firearms are allowed in camp.
- ? Use camp sanitary facilities properly. Do not dispose of garbage, wash water, tin or aluminum cans, etc. in the facilities.
- ? Units must have at least two adult leaders at all times. You are responsible for your Scouts and their actions.
- ? The BB Gun, Archery Ranges and Obstacle Course are off limits for this event.

**THIS CAMP BELONGS TO VIKING COUNCIL, BSA AND
AS SCOUTS AND SCOUTERS, IT BELONGS TO YOU.**

**PLEASE TREAT IT AS IF IT WERE YOURS AND HELP PRESERVE IT FOR
FUTURE GENERATIONS.**

Vehicle Information



ARRIVAL AND DEPARTURE PROCEDURES:

Check-In begins at 4:00 p.m. on Friday, May 3rd. Completed Roster (all three copies)

Check-Out is by noon on Sunday. You are **not** to leave camp until your site has been inspected by your district staff to make sure it is clean and ready for the next user.

Parking will be in designated event parking lots only (see enclosed map). ***All vehicles must be parked in designated event lots.*** Watch for signs and traffic controllers as you approach camp. Please make copies of map (page 10) for all your leaders.

Car-pooling is a must! Parking space is limited. We anticipate a total of over 3,000 Scouts and adults to attend the Camporall. So that we can maximize movement in camp, please review the following vehicle safety rules. Movement throughout camp during the event is by foot travel only. Only emergency and designated vehicles are allowed movement during the event. All vehicles must be parked in designated event parking lots immediately after unloading troop equipment. We ask that you carry in and out as much personal gear as possible using the footpaths between the parking lots and the campsites (see enclosed map). When you arrive on Friday, the vehicle with your troop vehicle pass will be directed to the camp entrance and to your district camping area to drop off gear. One Troop Vehicle Pass per unit will be mailed to the troop contact person upon receipt of your unit's registration. This pass must be displayed on the troop vehicle entering camp.


✍ **Troop Vehicle Pass** - allows one troop vehicle the following access: enter camp Friday (gate opens at 4:00 p.m.) to drop off equipment and troop trailer; enter camp on Sunday (gate opens at 7:00 a.m.) to load up equipment and troop trailer.

Troops who have *prearranged* with their district to leave Saturday evening after the Stage Show will be allowed troop vehicle access on Saturday from 5:30 p.m. - 6:15 p.m. These troops must move their vehicle to Landes Parking Lot by 7:00 p.m.

✍ **Handicapped Vehicle Pass** - must have state issued permit for vehicle, please notify Viking Council prior to event so that arrangements can be made to secure this permit.

Each vehicle remaining in the public parking lot overnight must have a Vehicle ID placed on the dashboard - these will be given out at the parking lot entrances. This is necessary in case the driver has to be contacted during the weekend. Camp speed is 15 miles per hour. Each passenger in a vehicle must have a seat belt. No passengers in the back of pickups or trailers.

Planning Tips and Other Important Info:



- ? Each troop is responsible for bringing their own tents, ground pad, food, eating and cooking utensils, and a portable or folding table and chairs. **(No tables provided.)**
- ? You will be in a natural outdoor setting and should wear rugged shoes or boots and a hat with a visor.
- ? Weather in May can change in a very short time so plan for both warm and cold weather.
- ? Scouts and leaders are to wear their uniforms when traveling and when attending camp-wide events.

This is an outdoor event, so your plans should take into consideration the weather we can have during early May; it can be warm and sunny, or it can be cool and rainy, or both.

- ? Make sure you have appropriate clothing **(including raingear)** and bedding.
- ? Make sure you have adequate tents and tarps.


Because you will be doing your own cooking with a limited time for preparation, meals should be kept simple and easy to prepare. For an event of this size, we will not have picnic tables available, so troops should plan on providing a folding table(s). Also, because we cannot allow charcoal or ground fires, all of your cooking must be done on propane or liquid fuel stoves. Be sure to store your fuel in an area controlled by adults.

REMEMBER - NO GROUND FIRES!

You will be camping close together with other troops (map of camp including district camp locations to be mailed by May 1st). Your district will have an information/headquarters site within your area and will show you the location of your campsite when you arrive at your district camp.

To hold down costs, we will **not** have trash dumpsters in camp. This means that you will need to take your trash with you when you leave camp and dispose of it at home.

“What to Bring”



Personal Equipment List:



- ✍ Sleeping bag (warm or with extra blankets)
- ✍ Sleeping pad (foam)
- ✍ Cup with handle, not Styrofoam
- ✍ Water bottle/canteen
- ✍ Warm jacket
- ✍ Warm hat
- ✍ Gloves
- ✍ Rain gear
- ✍ Extra pair of pants
- ✍ Extra shirt, long sleeves
- ✍ Change of underwear
- ✍ Extra socks
- ✍ Pajamas or sweat suit
- ✍ Extra shoes
- ✍ Comb
- ✍ Flashlight
- ✍ Soap and washcloth
- ✍ Towel
- ✍ Toothpaste and toothbrush

OPTIONAL:

- ✍ Pillow
- ✍ Watch
- ✍ Sun tan lotion (sunscreen)
- ✍ Mosquito repellent
- ✍ Camera, film

Group Equipment

- ✍ Water containers to transport water for campsite
- ✍ Plastic garbage bags (you must carry out your trash)
- ✍ Lantern, camp stove/fuel
- ✍ BSA Medical Forms for all participants (to be kept at the troop campsite)
(injuries treated at your campsite are to be reported to the First Aid Station)
- ✍ Unit Copy of trading post pre-order form
- ✍ Troop Flag (diameter of pole should be no greater than 1 ¾")
- ✍ For participation in some program areas, Scouts will need compass, knife, Boy Scout Handbook, Totin' Chip, Firem'n Chit (if earned)
- ✍ American Flag (diameter of pole should be no greater than 1 ¾")



FIRST AID

Camp Site Areas:

In case of an injury, please be aware of the First Aid Station located at **Akela Lodge**. This Station will be staffed **24 hours a day** by trained volunteers who are very capable at administering first aid.

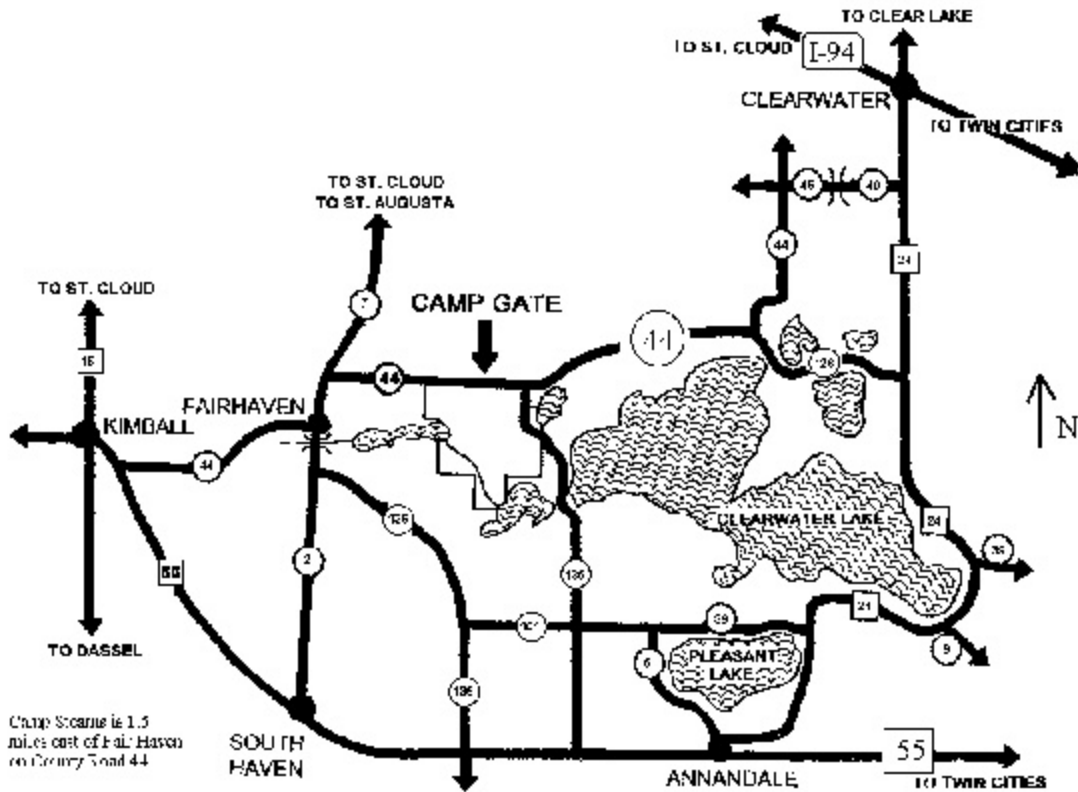
Event Area:

During the events on Saturday, First Aid Stations will be located **in the Event Area**.

PLEASE, familiarize yourself with their locations on the map of Camp Stearns and if any member of your unit is injured or feels sick, go to one of these stations and have them examined.

**EMERGENCY CAMP PHONE # 320-236-7494
(4 p.m. Friday through 12:00 noon Sunday)**

Map to Stearns Scout Camp



**Stearns Scout Camp
3303 County Road 44
South Haven, MN 55382**

**Camporall Emergency Phone Number
(Available 4:00 p.m. Friday - 12:00 noon Sunday)
320-236-7494**